

TECHNICAL SPECIFICATIONS: MOVEO COMMUNICATION KIT




Card and cable for installation in the NOVA Series. Three meter cable for connection to Integra MOVEO / MOVEO XL. Used for communication between the NOVA series and Integra MOVEO / MOVEO XL.

Instruction no: 350-198


Connection of RS-232 communication

1. After mounting, connect RS-232 communication to J1.
PRO2 V2 on alarm card: J7
PRO3 on RS-232 card: J1
2. For loading from battery backup to the parent system, see its documentation.



MOUNTING ON PRO3

1. The card must be mounted on JU6 on the PRO3 card.
2. The battery backup should be de-energized during installation.
3. Press the card down and screw it on.



MOUNTING ON PRO3


How to mount the card on the motherboard, PRO3.



Important

Battery backup should be disconnected to main when installing and connecting the board.

1. Press the card down and screw it on.
2. Connect cable to J1.



Installation on PRO3

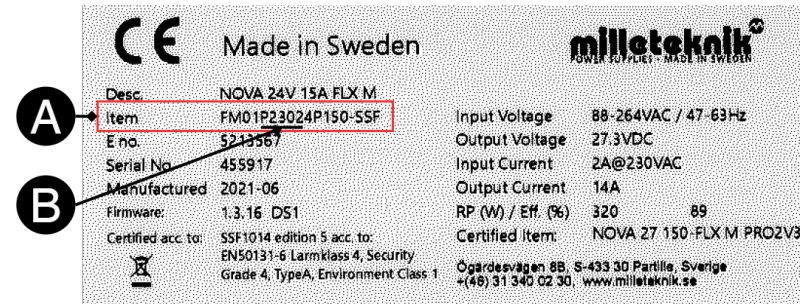
Marking	Explanation
J7	Connection for cable
JU1	Pin strip on the RS-232 card
JU6	Connection pin strip on motherboard
A	Screw.

ABOUT RS-232

RS-232 is a serial data bus for data transfer to overlocked system. By connecting the RS-232 to the motherboard, it is possible to read information about the battery backup, batteries and their status via a higher-level system.

HOW DO I KNOW WHICH MOTHERBOARD THE BATTERY BACKUP HAS?

On the battery backup there is a CE label, on the second line it says **Item** (article number) and in the fourth character is a P. P together with the following three numbers indicates which motherboard the battery backup has.



Letter	Item number (A)	Motherboard
B	xxxxP200xxxxxx	PRO2
B	xxxxP230xxxxxx	PRO2 v4
B	xxxxP300xxxxxx	PRO3

Missing item number is the unit of a model manufactured before 2020-04.

Circuit board RS-232 - Technical Data

Product description	RS-232 is an optional card that enables communication to the parent system via RS-232
Item number:	A-CA0024RS232KIT01
Short name:	RS-232
Version:	1.0
Dimensions, circuit board:	45mm x 22mm
Own consumption	N/A
The product fits in	Battery backup with PRO3 card.
Cable is connected from battery backup to:	Integra MOVEO / MOVEO XL
Measure	42 x 25 mm
Indication	No
Cable:	RS-323, length 2 meters. For connection to Integra.
Color of cable:	Black.
Cable fits:	RS-232 card (for PRO3) and in alarm card on PRO2 V3.



Note

Black cable fits battery backups that have PRO3 and PRO2 v3.

Battery backups that have PRO2 as a motherboard must have a gray cable. (Available via Bravis, article number 44289909).

Manufactured in Milleteknik's factory in Partille, Sweden.

This translation is not verified and should be cross referenced with the Swedish original before use.

About translation of this document

User manual and other documents are in the original language in Swedish. Other languages are machine translated and not reviewed, errors may occur.

Contact us

Milleteknik AB

Ögärdesvägen 8 B

S-433 30 Partille

Sweden

+46 31-34 00 230

www.milleteknik.se