


NAME, ARTICLE NUMBER AND E-NUMBER

Name, article number and email number

Name	Item number	E-number (sv)
10 Output module for 1U02	A-FU002410OP02	52 137 12

Product image



Area of use

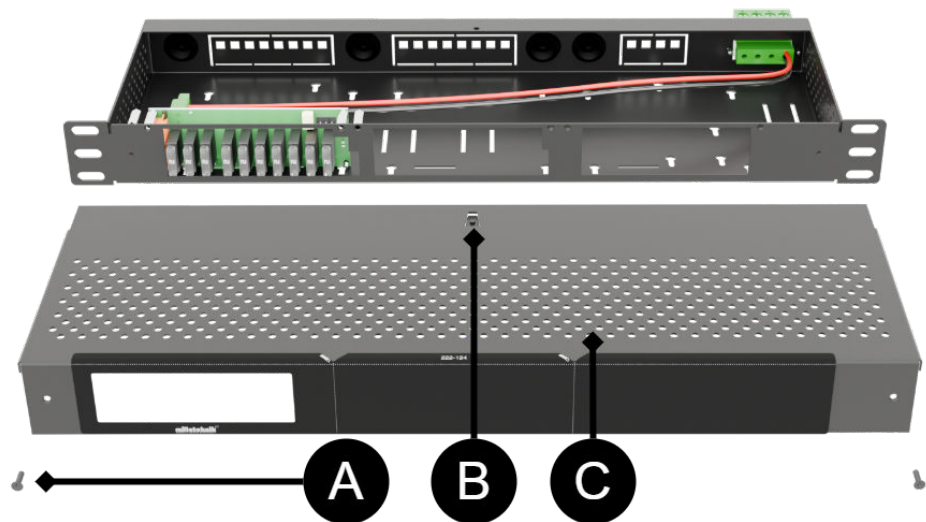
10 Output Module ATO 24V distributes and secures power to up to ten 24V applications. It fits seamlessly into 10 Output Module ATO 24V 24V 1HE. Alarm in case of fuse failure via LED and relay. Three of the cargo exits are priority, while seven are unpriority. In the event of a power outage, the voltage on the unsecured outputs is broken. Need more connections? Easily expand with two extra cards and get a total of 30 outputs

INSTALL THE OPTION IN 1HE

Open the lid

Load is plugged in at the back. To reach the jackable terminals, the cover needs to be removed.

- Unscrew the two screws on the front of the lid.
- Press down with a screwdriver on the cap (B) while pushing out the cover.

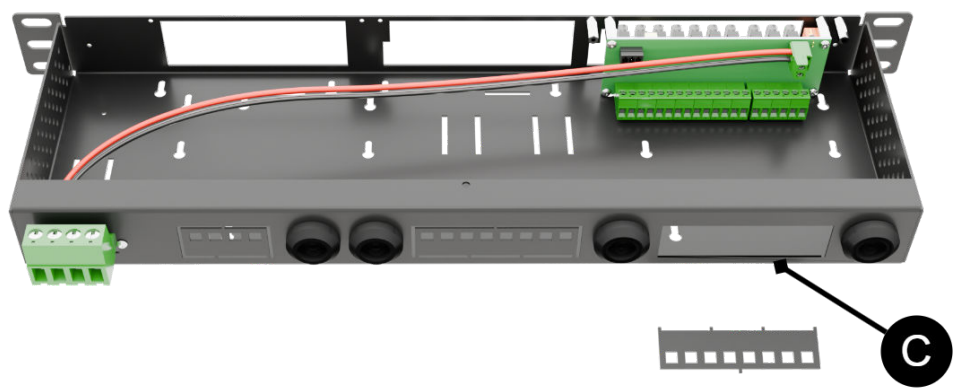


Configuration varies but the cover is removed in the same way.

Removing the cap on 1HE

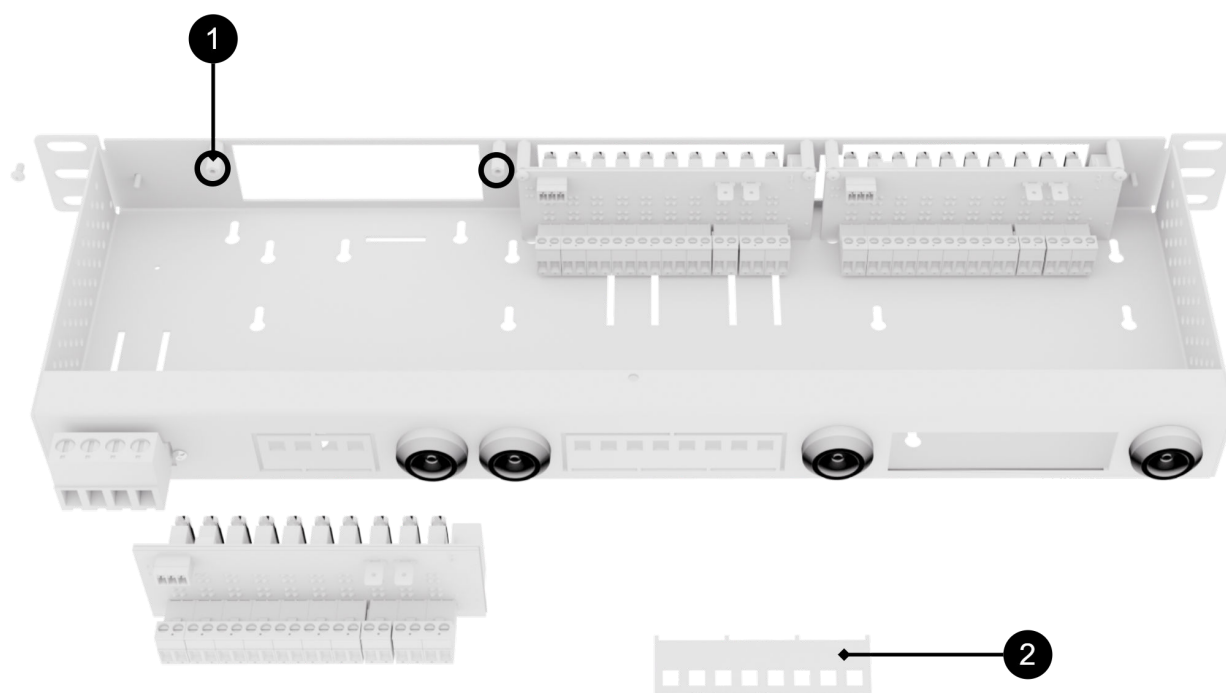
Letter	Explanation
A	Screw.
B	Glue/fastener in lid and bottom.
C	Lid.

Removing knock-out on the back



Cut off the plate with which the knock-out (C) is stuck.

Mount the card in enclosure

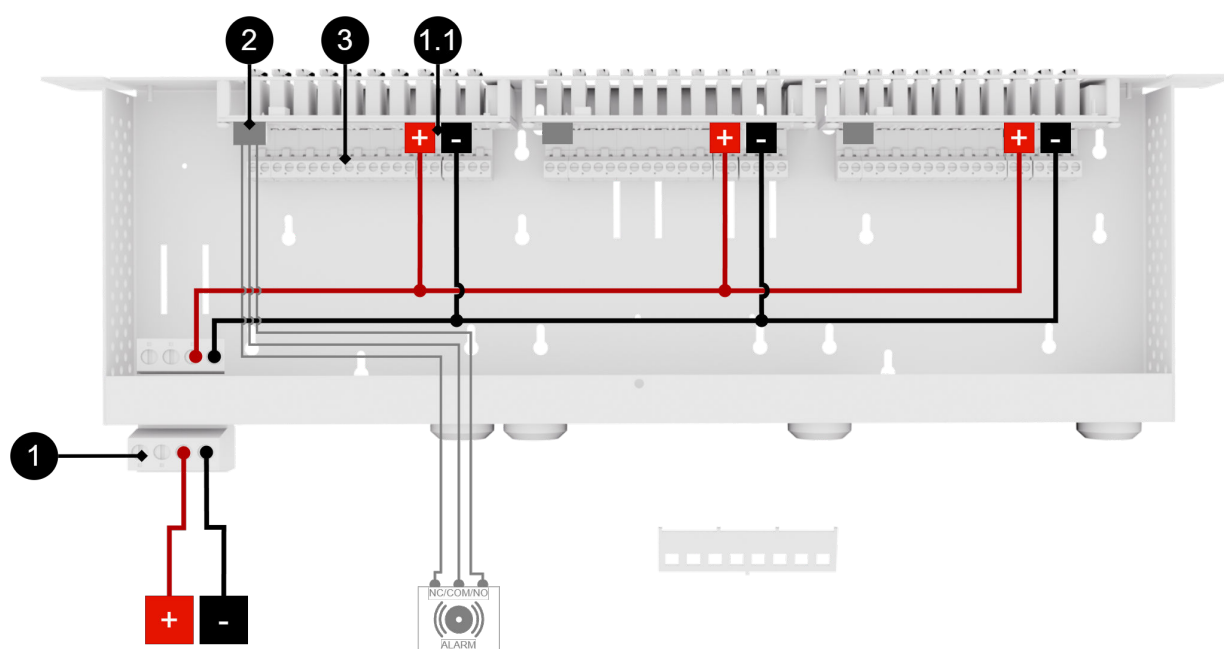


Mount the card in enclosure

No.	Explanation
1	Mount the board on spacers. Screw and spacers are provided in the included pouch
2	Cut away the knock-out.

PLUG INTO THIS ORDER

- Plugging in load.
- Plug in power supply, .



Plug-in

No.	Explanation
1 & 1.1	Plug in power supply, .
2	Plug in alarm, NC/COM/NO.
3	Plug in load +/-.


COMPATIBLE PRODUCTS

The product is compatible with all Milleteknik battery backups that supply out.

PRODUCT SHEET - POWER SUPPLY / BATTERY BACKUP

Product sheet - power supply from Milleteknik

PRODUCT IMAGE



NAME, ARTICLE NUMBER AND E-NUMBER

Name, article number and email number

Name	Item number	E-number (sv)
10 Output module for 1U02	A-FU002410OP02	52 137 12

DESIGNATION

Extends 10 output module ATO 24V 1HE with ten outputs.

AREA OF USE

10 Output Module ATO 24V distributes and secures power to up to ten 24V applications. It fits seamlessly into 10 Output Module ATO 24V 24V 1HE. Alarm in case of fuse failure via LED and relay. Three of the cargo exits are priority, while seven are unpriority. In the event of a power outage, the voltage on the unsecured outputs is broken. Need more connections? Easily expand with two extra cards and get a total of 30 outputs

COMMON USES

- For the expansion of more 24V applications in access systems, such as door environments.

- For more devices in security applications in alarm systems, such as magnetic holders.

TECHNICAL DESCRIPTION

Cancellation board with ten 1-pole capped outputs. Each output has a blade fuse and can be loaded with up to 2 A per output and a maximum of 10 A for the entire board

VOLTAGE, CURRENT AND POWER

Voltage in: 27.3 V DC, (24 V).

Voltage Out: 27.3 V DC, (24 V).

Self-consumption is the power outlet the circuit board has when the system is deployed and in battery operation.

Self-consumption

Circuit Boards	Self-consumption (in battery operation)	Commentary
10 out ATO modules	data is missing	

OUTPUTS

Ten 1-pole secured load outputs, three of which can be configured as unsecured to break in the event of a power outage.

ALARM

Fuse failure is indicated via LED and a switching relay for quick troubleshooting.

FUSES

Load fuses:

INDICATIONS AND COMMUNICATION

LED on card lights up when incoming supply is connected and output is connected.

WEIGHT

Weight.

Name	Net weight	Weight incl. packaging
10 Output module ATO	0.1 kg	0.2 kg

INSTALLATION REQUIREMENTS

Can only be installed in 10 Output Module ATO 24V 1HE

REQUIREMENTS THAT THE PRODUCT MEETS

The product meets the following requirements.

EMC:	EMC Directive 2014 / 30EU
------	---------------------------

Electricity:	Low voltage directive: 2014/35 / EU
CE:	CE directive according to: 765/2008
Environment	REACH Regulation: Directive 1907/2006, WEEE Regulation: Directive 20021961E, RoHS Regulation: Directive 2015/863



NOTE

The product is part of electrical systems, is subject to the relevant electrical and safety directives and is not a machine according to the Machinery Directive (2006/42/EC).



GUARANTEE

The product has a two-year warranty for manufacturing defects.

MANUFACTURING, LIFESPAN, ENVIRONMENTAL IMPACT AND RECYCLING

Manufactured by Milleteknik in Partille, Sweden.

The product is designed for a long service life, which reduces the environmental impact. End-of-life products are handed over to the nearest recycling centre.

ABOUT THIS INFORMATION

All information is published subject to possible errors. Information is updated without prior notice.
Publication date 2025-04-30

ADDRESS AND CONTACT DETAILS

Milleteknik AB
Ögärdesvägen 8 B
S-433 30 Partille
Sweden
+46 31 340 02 30
info@milleteknik.se
www.milleteknik.com

350-289 \$ {/d:article [1]/@xml:lang} \$