

General Features



- ◆ Sealed and maintenance free operation.
- ◆ Non-Spillable construction design.
- ◆ ABS containers and covers(UL94HB, UL94V-0) optional.
- ◆ Safety valve installation for explosion proof.
- ◆ High quality and high reliability.
- ◆ Exceptional deep discharge recovery performance.
- ◆ Low self discharge characteristic.
- ◆ Flexibility design for multiple install positions.



Battery Type	Valve-Regulated,Absorbed Glass Mat(AGM) Technology			
Nominal Voltage	12V			
Capacity(20°C)	20HR(0.34A,1.8V/cell)	10HR(0.65A,1.80V)	5HR(1.19A,1.75V)	1HR(4.34A,1.60V)
	7.2AH	6.98AH	5.94AH	4.34AH
Dimensions	Length	Width	Height	Total Height
	151mm(5.95inches)	65mm(2.56inches)	94.5mm(3.72inches)	100mm(3.94inches)
Approx Weight	Approx 2.36 kg (5.20lbs)			
Internal Resistance	Full Charged at 20°C: Approx 18m Ω			
Self Discharge	3% of capacity declined per month at 20°C			
Capacity affected by Temperature (10HR)	40°C	25°C	0°C	-15°C
	103%	100%	86%	65%
Charging Voltage (V)	Cycle use		Float use	
	14.4V~15.0V at 20 °C. T emp. Coefficient -30mV/ °C		13.5V~13.8V at 20 °C.Temp. Coefficient (-20mV/ °C)	
Current	Max. Discharge Current		Initial Charging Current	
	108A		Less than 2.16A	
Operating T emp.Range	Discharge		Charging	
	-15 ~ 50°C (5 ~ 122°F)		0 ~ 40°C (32 ~ 104°F)	
			Storage	
			-15 ~ 40°C (5 ~ 104°F)	

Constant Current Discharge (Amperes) at 20 °C (68°F)

F.V/Time	5min	10min	15min	20min	30min	45min	1h	2h	3h	4h	5h	6h	8h	10h	20h
1.85V/cell	13.0	10.0	8.3	7.16	5.60	4.12	3.48	2.06	1.61	1.31	1.08	0.935	0.754	0.630	0.346
1.80V/cell	17.5	12.8	10.0	8.47	6.61	4.80	3.89	2.24	1.73	1.40	1.16	1.00	0.800	0.650	0.349
1.75V/cell	19.7	14.0	10.9	9.11	6.86	4.98	4.07	2.33	1.76	1.43	1.19	1.03	0.814	0.667	0.353
1.70V/cell	21.7	15.3	11.7	9.57	7.14	5.18	4.20	2.38	1.81	1.47	1.22	1.05	0.825	0.680	0.359
1.65V/cell	23.9	16.5	12.4	10.2	7.53	5.31	4.30	2.42	1.89	1.52	1.25	1.07	0.838	0.694	0.364
1.60V/cell	26.4	17.9	13.3	10.8	7.95	5.53	4.34	2.52	1.95	1.56	1.29	1.10	0.846	0.702	0.366

Constant Power Discharge (Watts) at 20 °C (68°F)

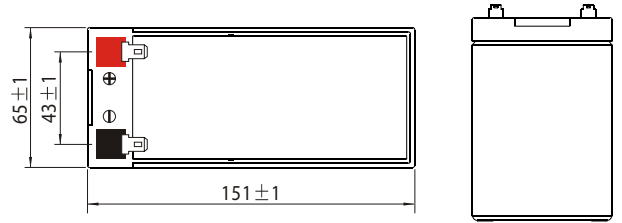

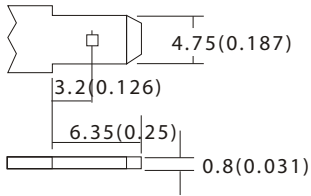
F.V/Time	5min	10min	15min	20min	30min	45min	1h	2h	3h	4h	5h	6h	8h	10h	20h
1.85V/cell	23.8	18.5	15.5	13.5	10.7	7.93	6.70	3.99	3.14	2.56	2.11	1.84	1.49	1.25	0.685
1.80V/cell	31.6	23.3	18.4	15.7	12.4	9.15	7.47	4.33	3.35	2.72	2.26	1.96	1.57	1.28	0.691
1.75V/cell	34.9	25.2	19.9	16.8	12.8	9.40	7.78	4.47	3.40	2.77	2.31	2.01	1.60	1.32	0.697
1.70V/cell	37.4	26.9	20.9	17.5	13.2	9.74	8.00	4.57	3.49	2.83	2.36	2.05	1.62	1.34	0.709
1.65V/cell	40.6	28.7	22.1	18.4	13.8	9.90	8.13	4.61	3.62	2.92	2.42	2.09	1.64	1.37	0.718
1.60V/cell	43.8	30.5	23.2	19.4	14.5	10.3	8.16	4.79	3.72	3.00	2.49	2.13	1.65	1.38	0.721



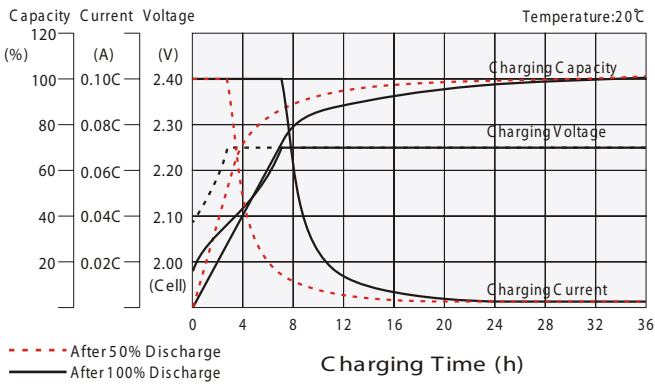
Dimensions

T1 Terminal

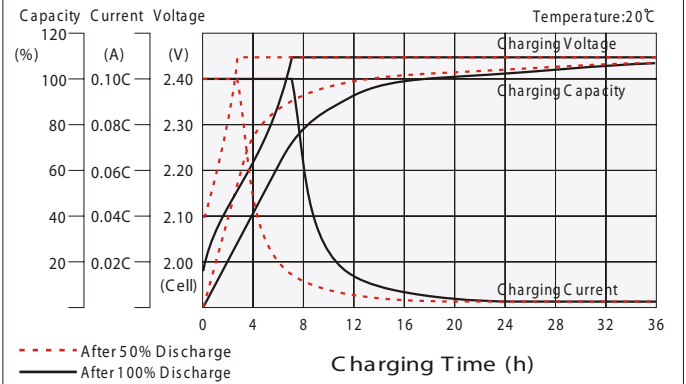
Unit: mm [inches]



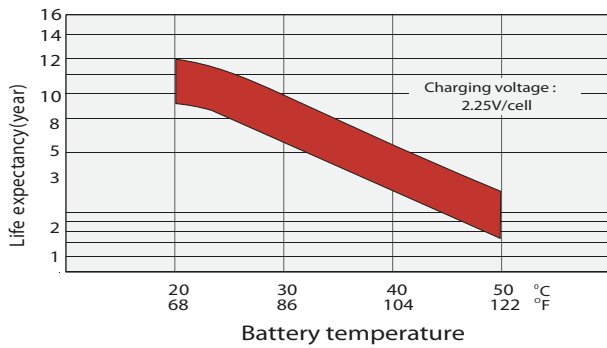
Float charging characteristics



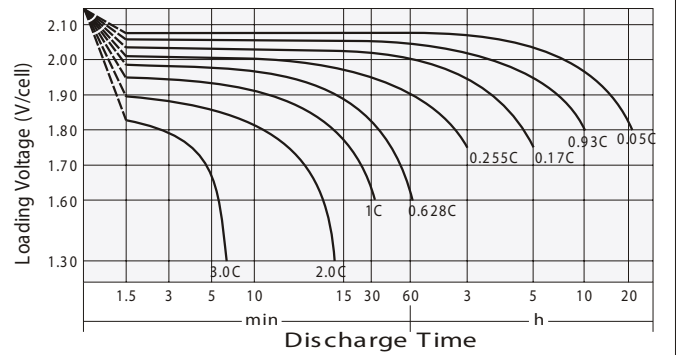
Cycle use charging characteristics



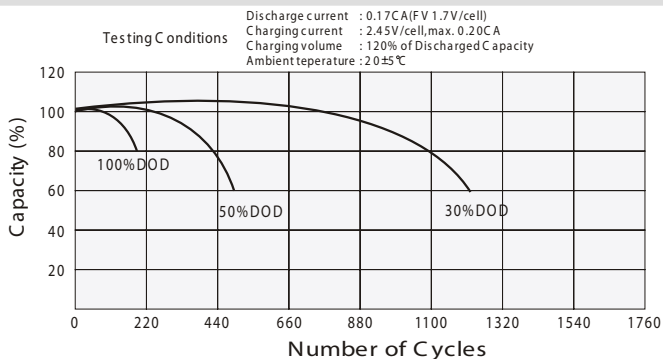
Effect of Temperature on Long Term Float Life



Discharge characteristics



Cycle Life in Relation to Depth of Discharge



Self Discharge Characteristics

